








Chinese New Year 2024 – The Year of The Dragon!

10.02.2024



Create your very own Chinese Dragon just like the one above by following the below instructions:

-  Carefully cut out the dragon head and tail that is on the next page.
-  Colour in/paint/decorate both the head and tail.
-  Using coloured paper or card fold it one way and then fold it back on itself to create the above fanned effect.
-  Attach the head and tail to either end of this using glue/sticky tape.
-  Attach the lollypop sticks to either end so you can move the dragon around as if it is flying.

